

Home (/en) \ Facts and Figures (/factsandfigures/en/factsandfigures) \ Gas Import (/subcategory/en/GasImport) \ Gas imports in Ukraine, 2015-2016 (gasimportsinskraine20152016)

Gas imports in Ukraine, 2015-2016

03.02.2017 [Gas Import \(/subcategory/en/GasImport\)](#)

In 2016, Ukraine covered its needs in imported gas with supplies from the European market. Compared to 2015, gas imports fell by 32% from 16.4 bcm to 11.1 bcm.

No gas was imported from Russia in 2016.

More than 20 companies imported gas to Ukraine in 2016. Imports by private gas traders and consumers significantly increased. In 2016, private importers delivered 2.9 bcm of gas, 2.6 times more than in 2015 (1.1 bcm).

In the same time, both volumes imported by Naftogaz and its share in imports continued to shrink. Last year, Naftogaz imported from the European market 8.2 bcm, which is 1.0 bcm (11%) less than in the previous year. The total volumes of import by Naftogaz from all directions in 2016 decreased by 47% (from 15.4 bcm in 2015).

In 2016, Naftogaz purchased gas from 15 European suppliers. None of them accounted for more than 30% of gas imported by Naftogaz.

The changes in the Ukrainian gas market were facilitated by the implementation of a new legislation and other steps aimed to create a liberalized and transparent gas market in Ukraine.

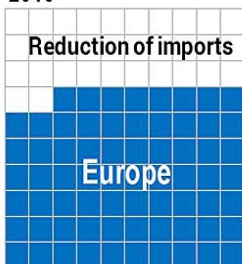
Gas imports in Ukraine, billion cm

2015



Russia	6,1
Europe	10,3
Total	16,4

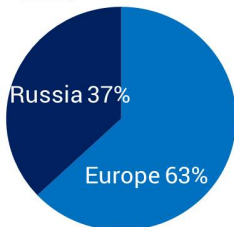
2016



Russia	0
Europe	11,1
Total	11,1

Sources of imported gas, %

2015



Russia	37%
Europe	63%
Total	100%

2016




Russia	0%
Europe	100%
Total	100%

Gas imports to Ukraine
2015-2016, bcm

	2015	2016
Total	16.4	11.1
for Naftogaz, total	15.4	8.2
from Gazprom	6.1	0
from European suppliers	9.2	8.2
for other companies, total	1.1	2.9
from Gazprom	0	0
from European suppliers	1.1	2.9

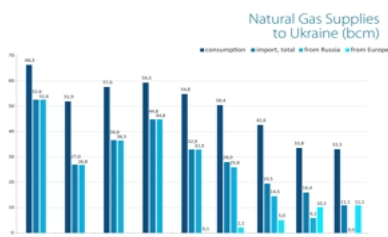
Gas imports to Ukraine by entry points

 2015-2016 bcm

	2015	2016
Total:	16.4	11.1
from Russia	6.1	0
from the European market, total	10.3	11.1
via Slovakia (Budince GMS)	9.7	9.1
via Hungary (Beregdaroc GMS)	0.5	1.0
via Poland (Hermanovice GMS)	0.1	1.0

Note: Figures may not add up due to rounding.

Related News

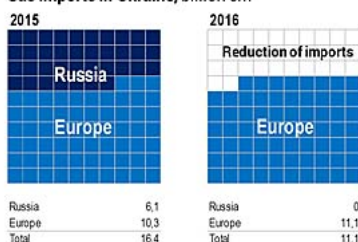


(/article/en/NaturalGasSupliestoUkraine)

Natural Gas Supplies to Ukraine 2008-2016
(/article/en/NaturalGasSupliestoUkraine)

10.01.2017 [Gas Import](#)
(/subcategory/en/GasImport)

Gas imports in Ukraine, billion cm



(/article/en/gasimportsinukraine20152016)

Gas imports in Ukraine, 2015-2016
(/article/en/gasimportsinukraine20152016)

03.02.2017 [Gas Import](#)
(/subcategory/en/GasImport)



(/article/en/GasSourcesbcm)

Gas Sources in Ukraine, 2013-2014
(/article/en/GasSourcesbcm)

01.02.2015 [Gas Import](#)
(/subcategory/en/GasImport)
Imports' share of Ukrainian gas consumption decreased from 55% to 46% in 2014