

FROM : CONSBEC INC

FAX NO. : 9024690459

Mar. 30 2003 10:58PM P6

CONSBEC INC.

Mining & Construction

BLAST REPORT

NO 012929

DATE 24 March 03 TIME 4:50
CONTRACT 03-089 Parker main Aggreg

BLASTER Terry Reid
SIGNATURE Terry Reid
LOCATION Long Island, Digby N.S

DESIGN:

EXPLOSIVE

BLAST TYPE Open boulder & Top
SIZE OF HOLES 3"
NO. OF HOLES 28
NO. OF DELAYS 28
MAX. LOAD PER DELAY
HOLES PER SERIES

TYPE
1) PowerFrac 2"x16" → 8.3kg
2)
3)


LOADING:

CAPS
TYPE
1) Handedite 9" → 28
2) Electric → 1

COLLAR Varied
COLUMN LOAD PowerFrac 2"x16"
TOE LOAD PowerFrac
SUBGRADE

DIMENSIONS

WIDTH
LENGTH
DEPTH
SPACING



REMARKS: Nice Shot
HAZARDS: ☺
WIND DIRECTION & VELOCITY: light winds
ATMOSPHERIC CONDITIONS: cloudy

CONSBEC INC.
Mining & Construction

BLAST REPORT

BLASTER TERRY REID No 012927
Please Print

DATE 18 Mar 03 TIME 2:00 pm

SIGNATURE Terry Reid

CONTRACT 03-089 (Parker Mtn Aggr)

LOCATION Long Island, Digby N.S

DESIGN:

EXPLOSIVE

BLAST TYPE Open (quarry)
SIZE OF HOLES 4"
NO. OF HOLES 38
NO. OF DELAYS 38
MAX. LOAD PER DELAY 11.8 kgs
HOLES PER SERIES:

- TYPE kg
- 1) Nilite F.R. → 305 kgs
 - 2) Apex Super 3000 → 115 kgs
 - 3) Unimax 1 1/2" x 16" → 8 kgs

CAPS

- TYPE kg
- 1) Handedits 25 gm → 38
 - 2) H.T.D. 33ms Delay → 6


DIMENSIONS

Electric → 1

LOADING:

COLLAR 8' to 12'
COLUMN LOAD Nilite F.R. / Apex Super 3000
TOE LOAD Unimax 1 1/2" x 16"
SUBGRADE 8'

WIDTH
LENGTH
DEPTH
SPACING Pattern 8x8



REMARKS: Opening shot to establish FACE
HAZARDS: House down bottom of Hill
WIND DIRECTION & VELOCITY: Strong NW winds
ATMOSPHERIC CONDITIONS: Cloudy

CONSBEC INC.

Mining & Construction

BLAST REPORT

BLASTER Terry Reid No 012928

DATE 20 March 03 TIME 3:10pm

SIGNATURE [Signature]

CONTRACT 03-089 Parker Mtn Aggreg

LOCATION Long Island Digby, N.S

DESIGN:

EXPLOSIVE

BLAST TYPE Open (Quarry)

TYPE KG

SIZE OF HOLES 4"

1) Nilite F.R → 550 Kg

NO. OF HOLES 34

2) Apex Super 3000 → 158 Kg

NO. OF DELAYS 34

3) UNimax 1 1/2" x 1 1/4" → 15 Kg

MAX. LOAD PER DELAY

CAPS

HOLES PER SERIES

TYPE

LOADING:

1) Handed ls. 25/300 9" → 34

COLLAR 10" to 4"

2) HTD 33ms Delay 6" → 4

COLUMN LOAD Nilite F.R / Apex Super 3000

DIMENSIONS Electric → 1

TOE LOAD 1/2 stick (UNimax 1 1/2" x 1 1/4")

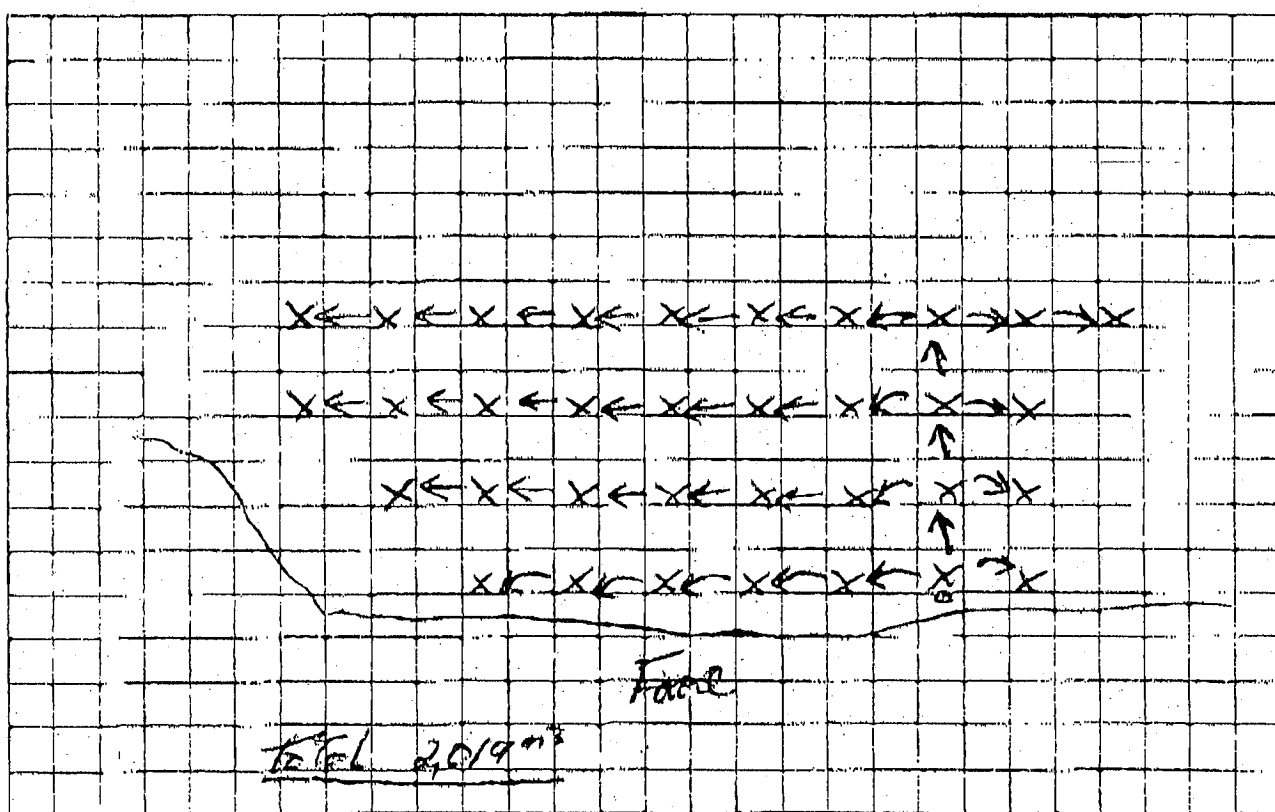
WIDTH

SUBGRADE 3F1

LENGTH

DEPTH 18" to 30" FL

SPACING 10" x 10" pattern



REMARKS:

HAZARDS: House below Hill

WIND DIRECTION & VELOCITY:

ATMOSPHERIC CONDITIONS: Sunny (Nice day)